




Y7 Still Life

LO: To understand the meaning of triangulation and create an observation using depth



'I can compare and comment on different ideas and methods. I can explore, experiment and respond.'

KEYWORDS:

Grounding line

Foreground

Middle ground

Background


Relationships

Triangulation


Depth

Proportion

Still Life



Triangulation: Creating depth using foreground, middle ground and background and a relationship between three objects.
This makes our work more interesting!



Create a still-life with object relating to one of the following rooms:

1. Bathroom
2. Kitchen

Don't forget to put the tallest object at the back!